



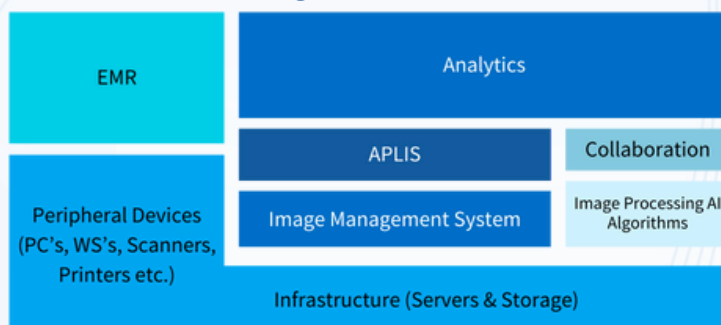
VIRASOFT WORKFLOW SOLUTIONS: TRANSFORMING PATHOLOGY LABORATORY OPERATIONS

The comprehensive laboratory management and tracking solutions with Anatomic Pathology Laboratory Information System (APLIS).

Virasoft is the only pathology AI company that offers a comprehensive anatomic pathology information system (APLIS). Virasoft's APLIS is specifically tailored for anatomic pathology laboratories, serving as a catalyst for efficiency enhancement within laboratory settings. Its features empower pathologists and lab technicians to oversee lab activities, monitor sample progress, and generate insightful reports with minimal effort.

Virasoft's APLIS, VIRAPIS serves as an end-to-end digital solution for managing the workflow of pathology laboratories.

Pathology IT Architecture



APLIS at the heart as orchestrator

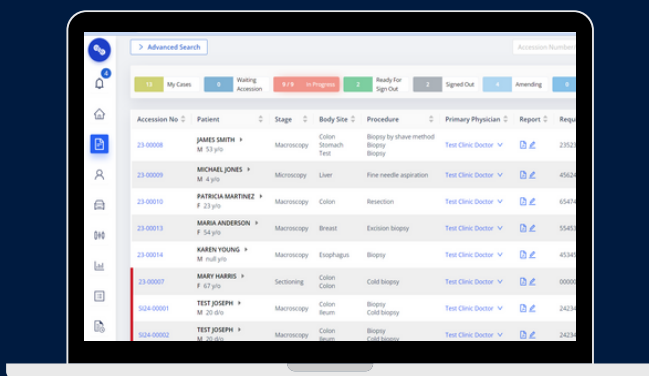


Streamlining Laboratory Workflows

Virasoft's APLIS is designed to optimize the workflow process of pathology laboratories by streamlining every stage of the pathology laboratory process. Its comprehensive features enhance efficiency and accuracy in pathology laboratory operations.

- 1 Accessioning
- 2 Grossing
- 3 Processing
- 4 Embedding
- 5 Sectioning
- 6 Staining
- 7 Digitalization
- 8 Delivery
- 9 Reporting
- 10 Additional Order
- 11 Archive
- 12 HIS/LIS Integration

The essential features that distinguish Virasoft's APLIS (VIRAPIS)

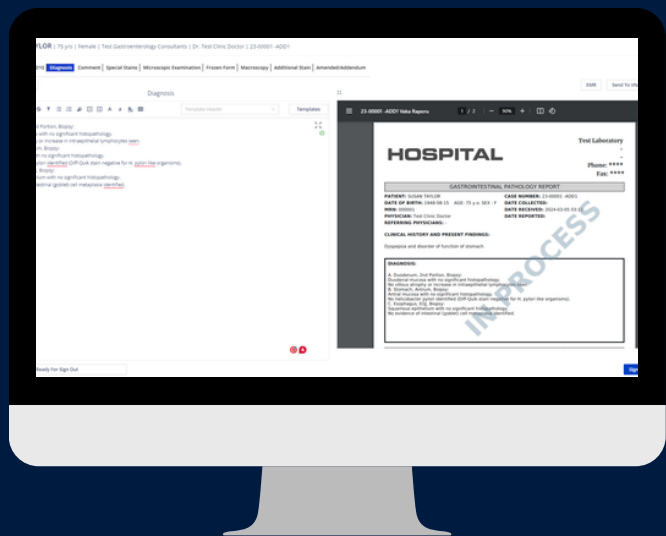


Sample Tracking and Real-time Monitoring: Virasoft's APLIS offers robust sample tracking capabilities, ensuring accurate logging from accessioning to reporting. Barcoding integration allows effortless real-time monitoring of sample status and location.

Integration Flexibility: APLIS is designed to seamlessly integrate with existing laboratory information systems (LIS), electronic medical records (EMR), other relevant platforms and peripheral devices enabling smooth data exchange and interoperability.

Grossing Workstation: During the grossing process, the station enables real-time dictation of the gross description. It allows for the immediate capture of gross images and the annotation of tumoral regions directly on these photos. The system also supports the printing of cassettes. With access to the patient's EMR system, the station ensures a seamless integration of all macro workflow requirements.

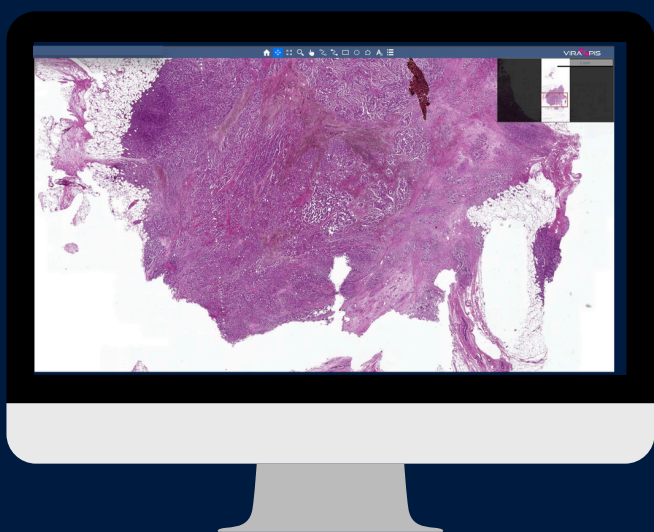
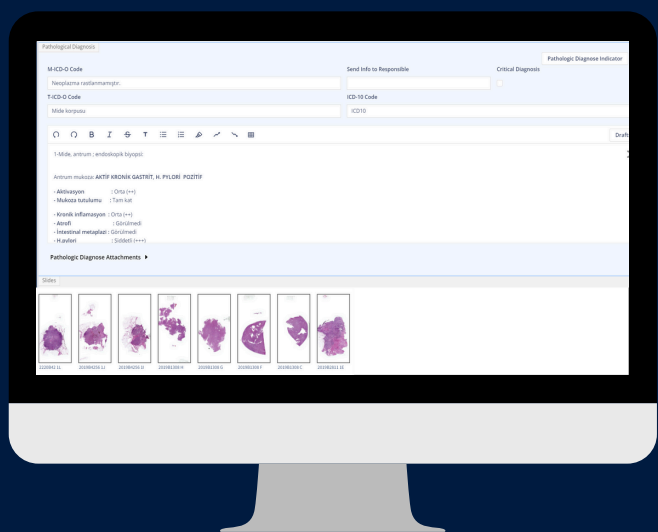
User-friendly Interface: Virasoft's APLIS provides customizable templates and user-friendly interfaces for reporting, enabling pathologists to generate detailed, accurate, and easily understandable reports tailored to specific requirements.



Live Reporting: VIRAPIS offers pathologists a specialized reporting interface that allows them to write and view the final PDF version of their reports simultaneously on the same screen.

This feature lets pathologists edit the content while seeing how the final report will appear.

Quality Assurance: Virasoft's system is designed to uphold the highest quality and compliance standards. It encompasses integrated quality control measures, comprehensive audit trails and regulatory compliance tools, all aimed at ensuring strict adherence to prevailing regulations and accreditation standards.



Digital Archive: VIRAPIS provides a centralized repository for storing and retrieving digital pathology images, reports, samples, blocks, slides and other essential documents, ensuring long-term accessibility and compliance with archival standards. With the archive module, each sample, cassette, slide and report is stored with barcode tracking.

The system easily detects the location and status of the material for blocks and slides, predicts the density of drawers and cabinets, creates a patient delivery form, protects case integrity and creates a permanent archive structure by storing all materials in a digital environment.

Courier Module: Virasoft's integrated courier module simplifies specimen transportation logistics, enabling efficient scheduling, tracking and management of specimen pickups and deliveries. It optimizes courier routes and ensures prompt transport between laboratory facilities and external locations.

Nonconformity Feedback: Virasoft's APLIS facilitates identifying and resolving discrepancies or deviations from established protocols, enabling prompt corrective actions and continuous improvement initiatives. The nonconformity feedback feature of VIRAPIS facilitates improved quality assurance processes.



BI Dashboard: The BI dashboard module allows you to effectively monitor laboratory statistics, expert workload distribution and case movements. You can track special stain statistics conducted in the lab and visualize various metrics related to laboratory activities to ensure optimal performance and quality control.

The module also enables you to analyze case movements between different hospital branches and efficiently manage turnaround time (TAT) parameters by selecting a specific date range for analysis.

Transforming TAT parameters into graphical representations using a BI dashboard helps identify bottlenecks, streamline processes, and improve efficiency.

Virasoft's Impact on Cancer Diagnosis and Research

Founded in 2015, Virasoft specializes in services that accelerate and digitalize cancer diagnosis. Virasoft is committed to developing AI-based decision support algorithms, workflow solutions, telepathology platforms, and pathology education systems for evolving digital pathology needs.



400,000
digital cases



20,000
Consultations with
digital pathology



2,000
Digital frozen
sections



30,000
Analyses with
algorithms

Join Virasoft in transforming the field of pathology with innovative solutions